

SoSe 2019

**Integrative und problemorientierte Fragestellungen der
Geographie und Ökonomie: Migration zwischen
globalen und lokalen Dimensionen**

PD Dr. Tilo Felgenhauer
Hochschulprofessor für Humangeographie
Pädagogische Hochschule Oberösterreich

Prüfungsanmeldung/Prüfungstermine

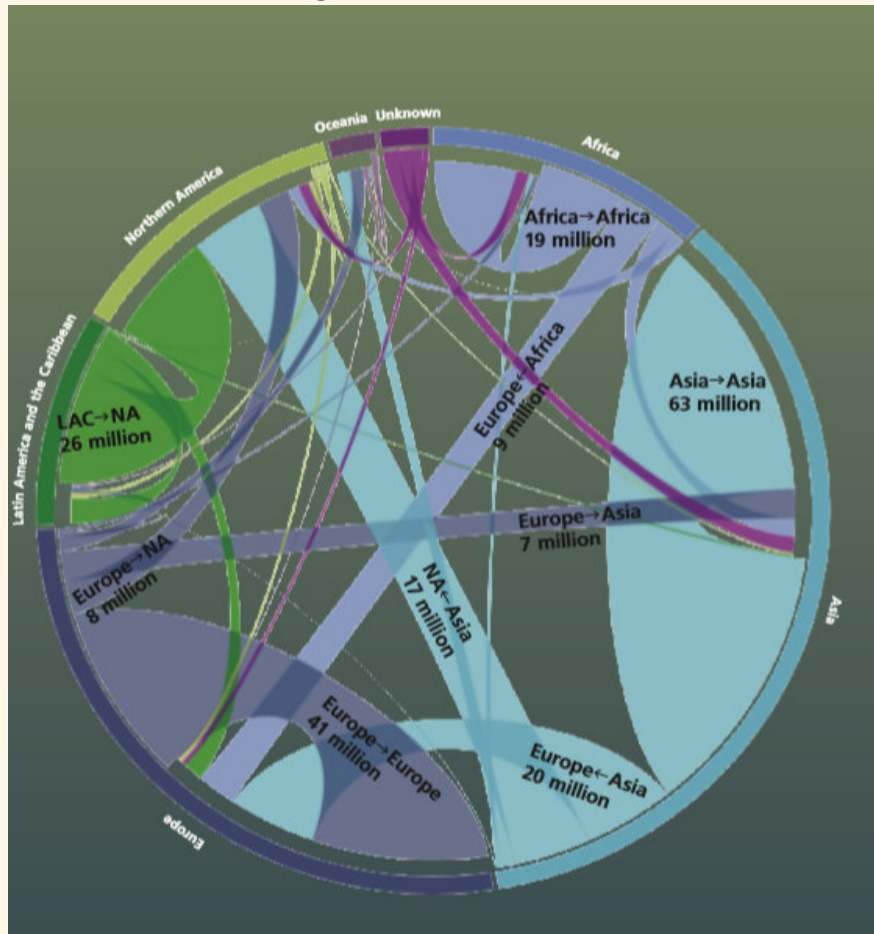
03.05.19

02.07.19

05.07.19

Aktuelle Zahlen zur Migration weltweit

Anteile der Migranten an der Gesamtbevölkerung



United Nations • Department of Economic and Social Affairs • Population Division • www.unpopulation.org

Integrative Fragestellungen

Aktuelle Zahlen zur Migration weltweit

Anteile der Migranten an der Gesamtbevölkerung

Country or area	Type of data	International migrants (thousands)		International migrants as a percentage of total population		Females among all international migrants (percentage)		International migrants by age group, 2017 (percentage)			Median age of international migrants (years)		Migrants originating from the same major area (percentage)		Ratification of legal instruments related to international migration (absolute number)		Inflows of migrant remittances (millions of US\$)	
		2000	2017	2000	2017	2000	2017	0-19	20-64	65+	2000	2017	2000	2017	2000	2017	2000	2016
		(1)	(2)	(3)	(4)	(5)	(6)	(7)	(8)	(9)	(10)	(11)	(12)	(13)	(14)	(15)	(16)	(17)
Western Europe		20,467.9	27,869.5	11.2	14.4	50.0	50.9	8.2	75.9	15.9	40.9	44.2	53.8	52.5	2	4	16,916	58,222
Austria	B	996.5	1,660.3	12.3	19.0	52.0	52.0	6.8	77.2	15.9	40.5	44.9	74.4	72.9	2	4	1,809	2,906
Belgium	C	895.9	1,268.4	8.7	11.1	48.0	49.2	20.3	70.0	9.8	36.7	36.6	65.8	66.5	2	4	..	9,763
France	B	6,278.7	7,902.8	10.5	12.2	50.7	51.8	9.1	69.1	21.8	46.3	48.2	44.9	34.2	2	4	8,610	24,332
Germany	B	8,992.6	12,165.1	11.0	14.8	49.9	50.2	6.4	79.8	13.8	39.8	43.4	58.1	58.9	2	4	3,640	15,715
Liechtenstein	B	15.5	24.7	46.5	65.1	48.5	51.3	15.7	71.0	13.3	41.2	43.0	90.7	91.1	2	4
Luxembourg	B	139.8	264.1	32.0	45.3	50.4	49.2	10.9	78.1	11.0	38.2	41.7	95.2	96.9	2	4	579	1,606
Monaco	B	21.8	21.3	67.9	54.9	52.0	50.9	9.8	58.7	31.5	51.1	53.8	53.3	51.3	1	4
Netherlands	B	1,556.3	2,056.5	9.8	12.1	50.8	52.2	9.1	78.3	12.6	37.1	42.5	26.2	32.3	2	4	1,158	1,418
Switzerland	B	1,570.8	2,506.4	21.9	29.6	46.4	51.0	8.1	78.5	13.4	33.1	43.1	68.6	70.0	2	4	1,120	2,482

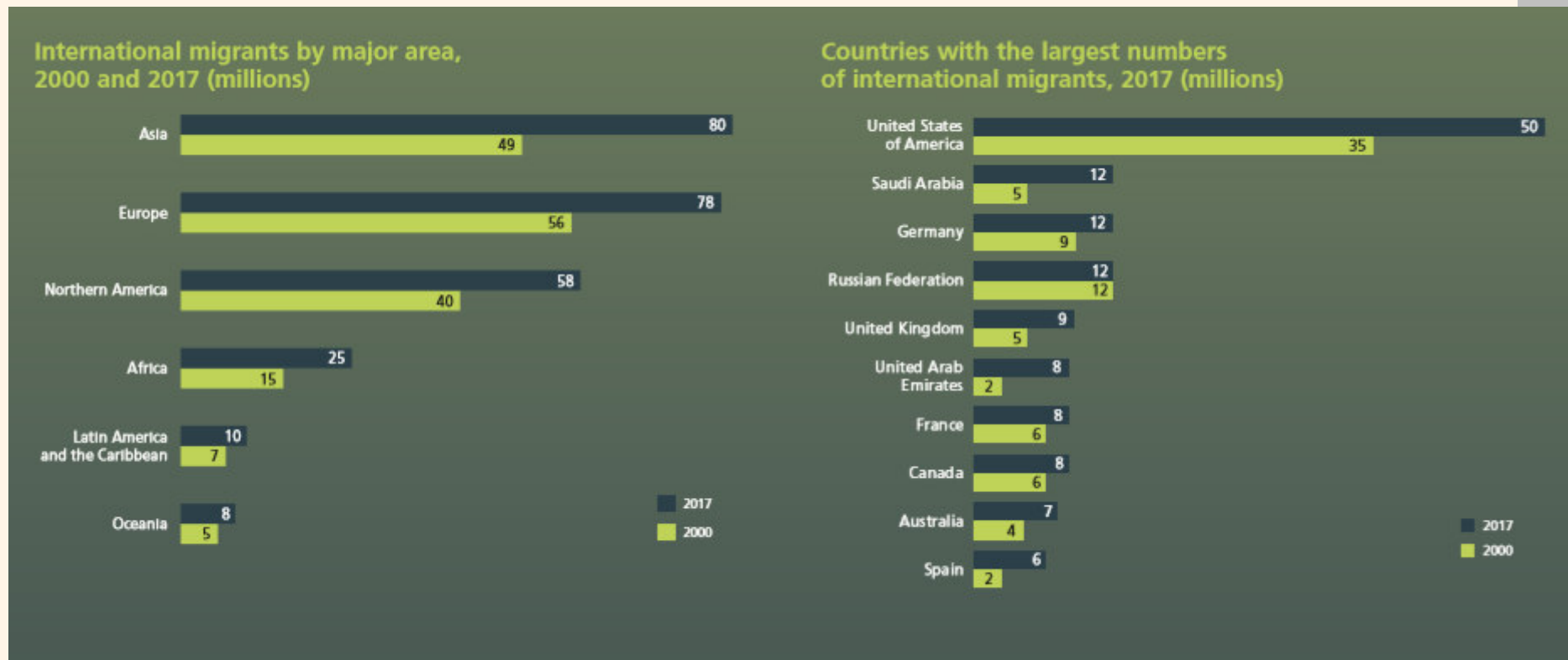
WORLD		172,604.3	257,715.4	2.8	3.4	49.3	48.4	14.0	74.3	11.7	38.0	39.2	49.8	51.3	1	3	126,750	575,191
More developed regions		103,417.9	145,983.8	8.7	11.6	51.1	51.8	8.6	76.2	15.2	40.0	43.4	33.0	30.9	2	4	50,307	162,195
Less developed regions		69,186.4	111,731.6	1.4	1.8	46.6	43.9	21.1	71.8	7.1	34.8	34.3	75.0	77.9	1	3	76,443	412,996
Least developed countries		10,073.3	14,441.7	1.5	1.4	50.0	50.4	31.1	64.0	4.9	26.9	29.7	87.7	85.1	2	3	6,220	38,263
Less developed regions, excluding least developed countries		59,155.2	97,330.9	1.4	1.8	46.0	42.9	19.6	73.0	7.5	36.2	34.9	72.8	76.8	1	3	70,223	374,733
High-income countries		100,404.8	164,846.9	9.6	14.1	49.0	47.7	10.5	77.0	12.5	38.5	40.6	34.9	39.3	2	3	51,325	143,687
Middle-income countries		64,042.3	81,439.8	1.4	1.4	49.6	49.3	18.7	70.2	11.1	38.5	37.3	68.7	70.4	1	3	73,857	414,766
Low-income countries		7,732.7	10,914.7	1.8	1.6	50.5	50.9	31.1	64.0	5.0	27.1	29.8	88.7	89.1	2	3	1,567	16,738
Sub-Saharan Africa		13,716.5	22,976.0	2.0	2.2	47.4	47.8	29.5	65.4	5.2	27.3	30.6	88.1	82.1	2	4	4,300	33,066

United Nations • Department of Economic and Social Affairs • Population Division • www.unpopulation.org

T. Felgenhauer

Integrative Fragestellungen

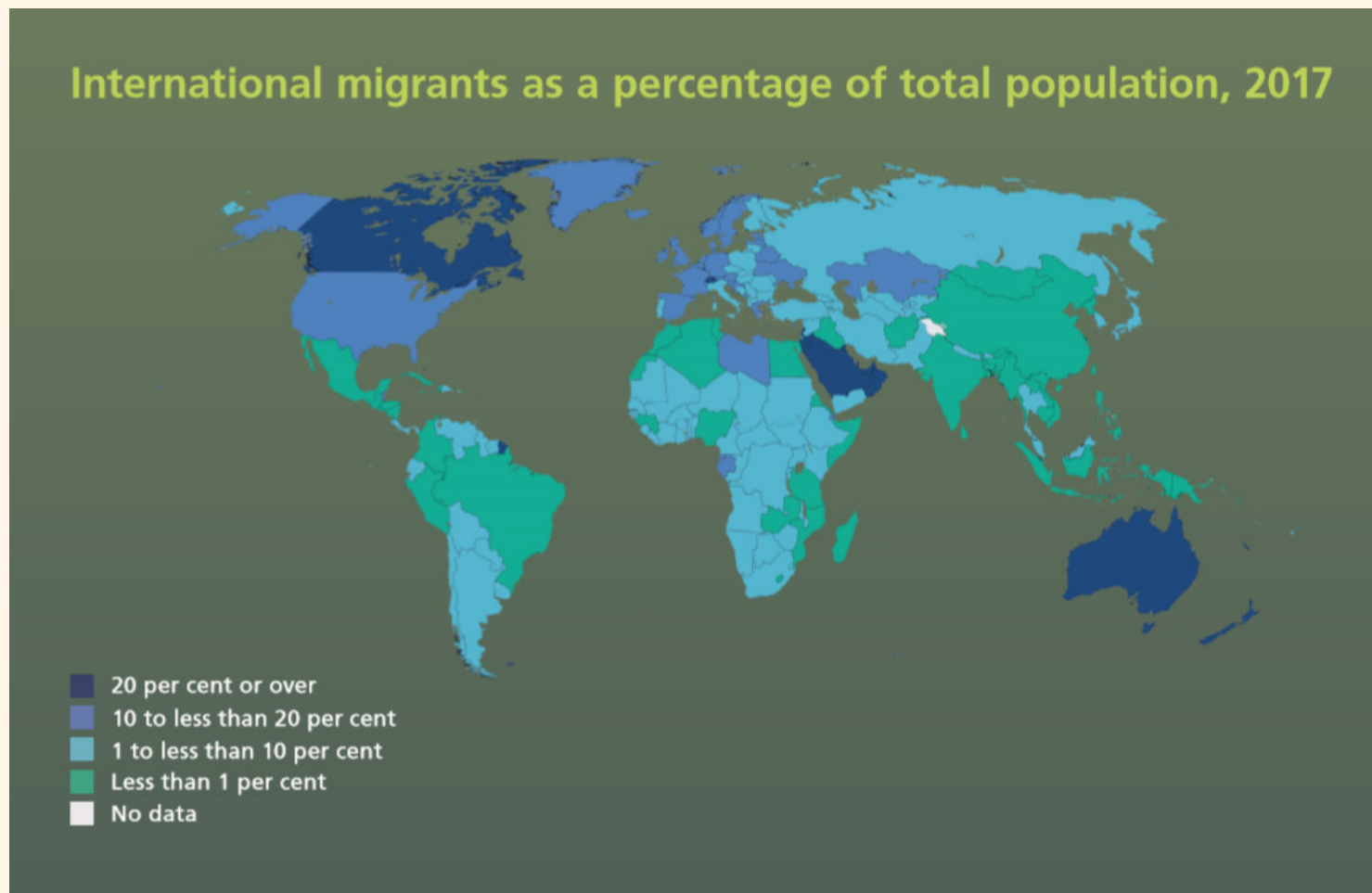
Aktuelle Zahlen zur Migration weltweit



United Nations • Department of Economic and Social Affairs • Population Division • www.unpopulation.org

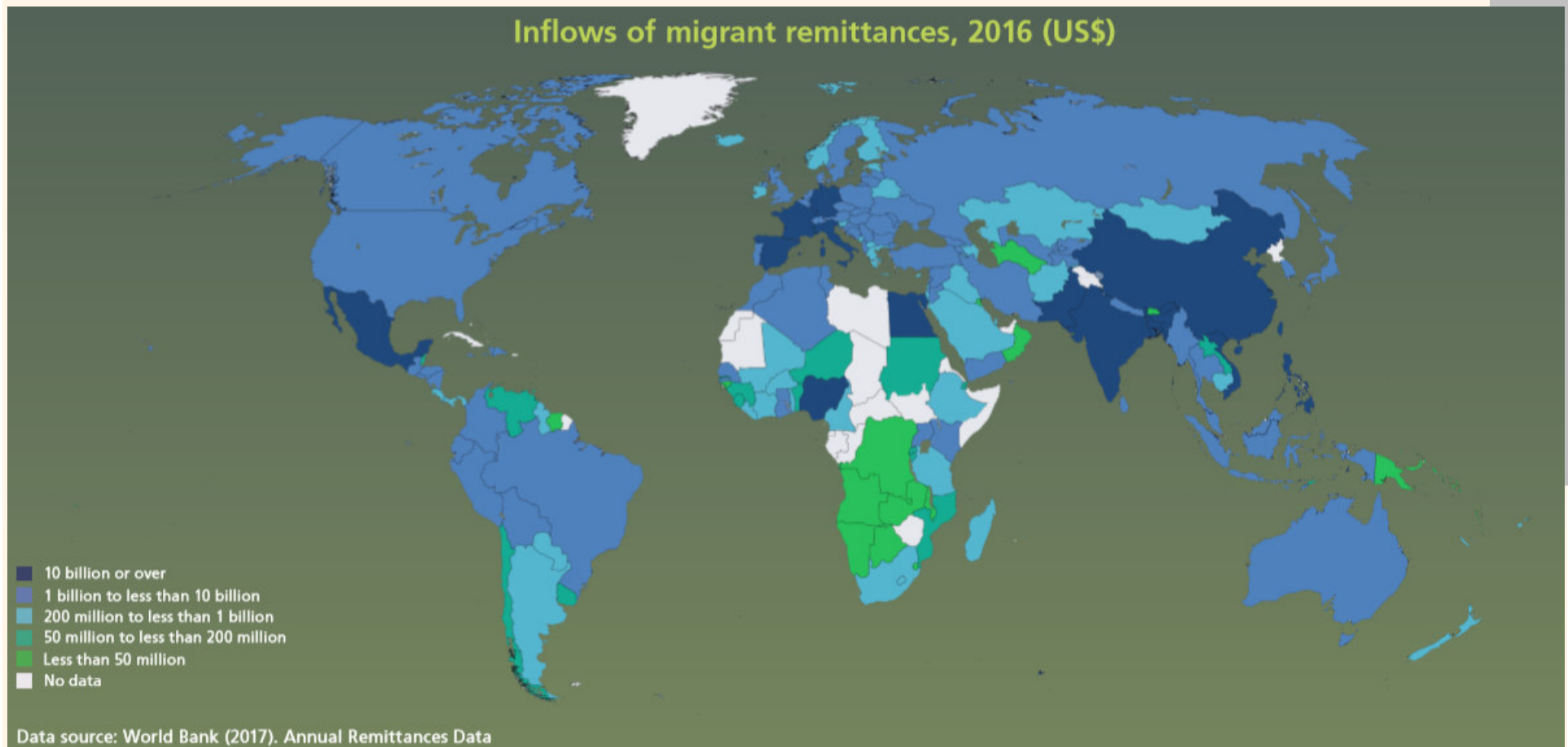
T. Felgenhauer

Aktuelle Zahlen zur Migration weltweit



United Nations • Department of Economic and Social Affairs • Population Division • www.unpopulation.org

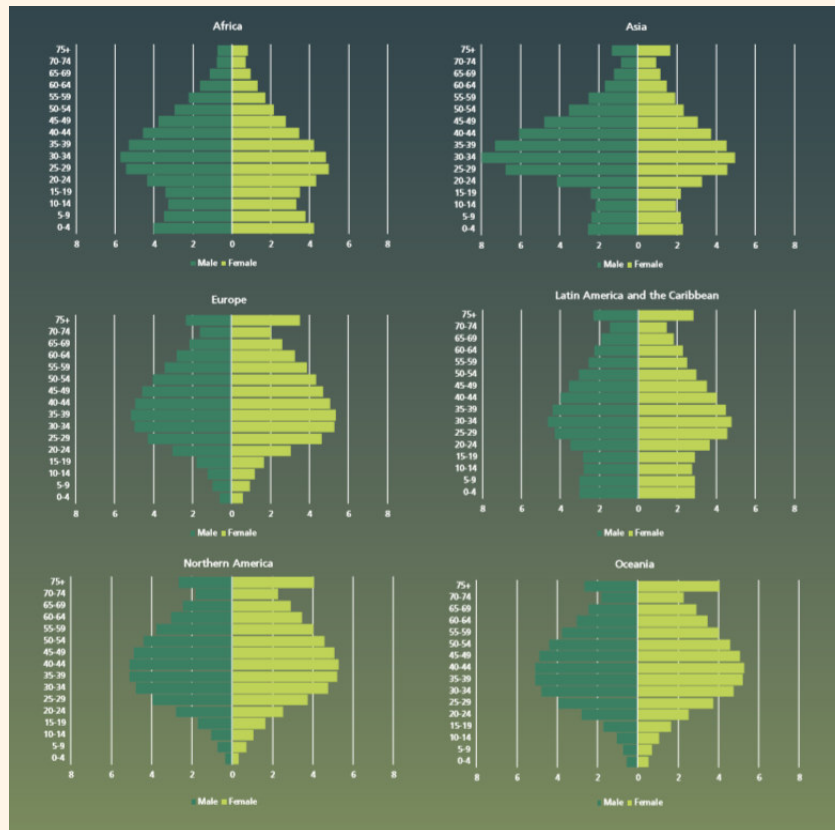
Aktuelle Zahlen zur Migration weltweit



Integrative Fragestellungen

Aktuelle Zahlen zur Migration weltweit


Age and sex distribution of international migrants by major area, 2017 (percentage)



United Nations • Department of Economic and Social Affairs • Population Division • www.unpopulation.org

T. Felgenhauer

en



Unite

on.org

Sitzung 2

Klepp, S. (2013): Europäisierung vor Ort. Eine Ethnographie der Frontex Mission Nautilus II auf dem Mittelmeer. Zeitschrift für Friedens- und Konfliktforschung 2. Jg. (2013), Heft 1, S. 64 – 97.

Pütz, R. (2003): Berliner Unternehmer türkischer Herkunft: Ethnic Business? Die Erde, 134 (3), S. 257-275.

Vives, L. (2017): Unwanted sea migrants across the EU border: The Canary Islands, Political Geography, 81, S. 181-192.

Sitzung 3

de Guttery, C./Döring, M./Ratter, B. (2016): Challenging the current climate change – migration nexus: exploring migrants' perceptions of climate change in the hosting country. DIE ERDE 147 (2), S. 109-118.

Hillmann, F./Ziegelmayr, U. (2016): Environmental change and migration in coastal regions: examples from Ghana and Indonesia. – DIE ERDE 147 (2): 119-138.

Weber, E. (2016): Only a pawn in their games? environmental (?) migration in Kiribati – past, present and future. – DIE ERDE 147 (2): 153-164.

Sitzung 2

Klepp, S. (2013): Europäisierung vor Ort. Eine Ethnographie der Frontex Mission Nautilus II auf dem Mittelmeer. Zeitschrift für Friedens- und Konfliktforschung 2. Jg. (2013), Heft 1, S. 64 – 97.

Pütz, R. (2003): Berliner Unternehmer türkischer Herkunft: Ethnic Business? Die Erde, 134 (3), S. 257-275.

Vives, L. (2017): Unwanted sea migrants across the EU border: The Canary Islands, Political Geography, 81, S. 181-192.

Sitzung 3

de Guttery, C./Döring, M./Ratter, B. (2016): Challenging the current climate change – migration nexus: exploring migrants' perceptions of climate change in the hosting country. DIE ERDE 147 (2), S. 109-118.

Hillmann, F./Ziegelmayr, U. (2016): Environmental change and migration in coastal regions: examples from Ghana and Indonesia. – DIE ERDE 147 (2): 119-138.

Weber, E. (2016): Only a pawn in their games? environmental (?) migration in Kiribati – past, present and future. – DIE ERDE 147 (2): 153-164.

Perspektiven der Teildisziplinen

Wirtschaftsgeographie

Traditionell/vormodern: Diasporas → „**middleman minorities**“
(Schwerpunkt Handel/Selbstständigkeit; Vorteile: Sprache,
Netzwerke (Vertrauen), Fähigkeiten)

„The culture promoted the diaspora; the diaspora encouraged the businesses; and the businesses supported the culture“ (Light 2010, S. 89)

Transnationalism → ähnlich mm, aber dauerhaft zweisprachig
(doppelt verankert); Verbindung globaler Zentren mit Peripherien

TN von oben/von unten

„...immigration promotes entrepreneurship, and entrepreneurship promotes
globalisation“ (Light 2010, S. 93)

Light, I. (2010): Transnational Entrepreneurs in an English-Speaking World. Die Erde, 141 (1/2), S. 87-102.